微型電磁閥(盲板)與底座的固定

電磁閥與集成閥通過 2 支 M2.5 螺絲按下圖固定

盲板與集成閥通過 2 支 M2.5 埋頭螺絲按下圖固定

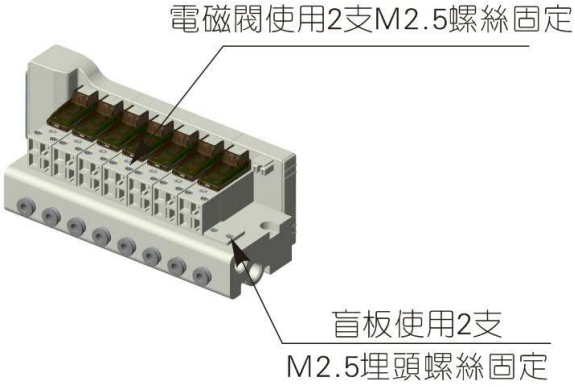

微型電磁閥的擴充

擰下盲板，在相應位置換上電磁閥，再按電磁閥與集成閥的固定方法固定完成擴充



A 口接管的配套

A 口位於底座側面，並配有快插接頭，選用外徑Φ4mm 或 Φ5/32" 軟管插入即可



底座的固定
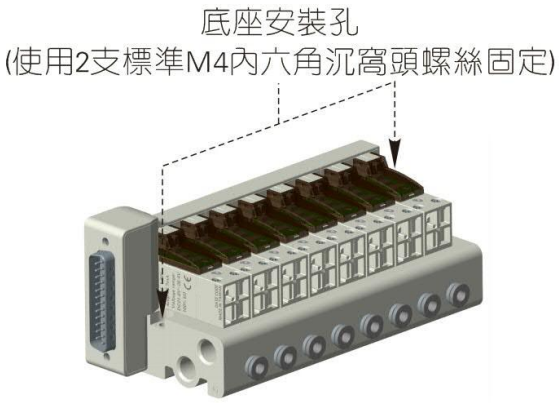
集成閥兩端自帶兩個安裝通孔，使用 2 支 M4 內六角沉頭螺絲按下圖固定即可